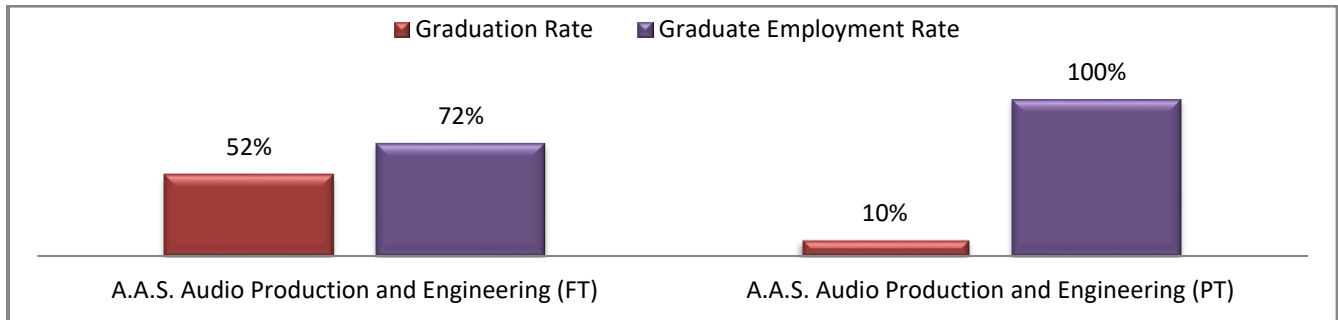


**A.A.S. Audio Production and Engineering**

**Full-Time Students:** The graduation and employment rates, reported in 2020, include a cohort of 67 students who started between January and December of 2017 and were available for graduation. Of these students, 35 (52%) graduated within 150% of normal time, 32 were available for employment, and 23 (72%) of those available were employed in-field.

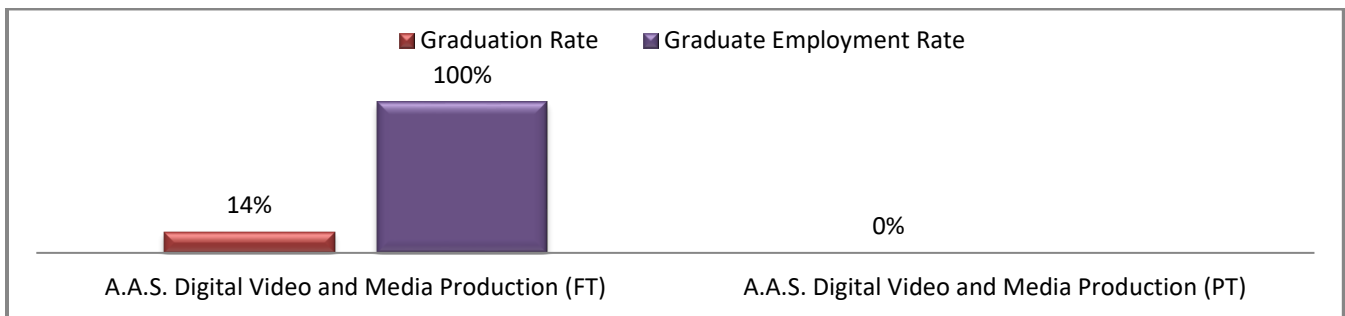
**Part-Time Students:** The graduation and employment rates, reported in 2020, include a cohort of 21 students who started between October 2014 and September 2015 and were available for graduation. Of these students, 2 (10%) graduated within 150% of normal time, 2 were available for employment, and 2 (100%) of those available were employed in-field.



**A.A.S. Digital Video and Media Production**

**Full-Time Students:** The graduation and employment rates, reported in 2020, include a cohort of 7 students who started between September 2016 and August 2017 and were available for graduation. Of these students, 1 (14%) graduated within 150% of normal time, 1 was available for employment, and 1 (100%) was employed in-field.

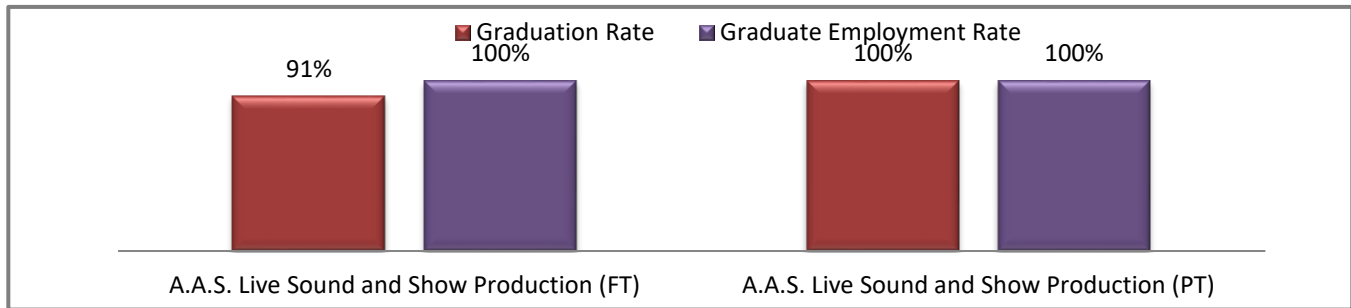
**Part-Time Students:** The graduation and employment rates, reported in 2020, include a cohort of 2 students who started between January and December of 2014 and were available for graduation. Of these students, 0 (0%) graduated within 150% of normal time, were available for employment, and were employed in-field. Graduate employment rate is not applicable.



### **A.A.S. Live Sound and Show Production**

**Full-Time Students:** The graduation and employment rates, reported in 2020, include a cohort of 11 students who started between January and December of 2017 and were available for graduation. Of these students, 10 (91%) graduated within 150% of normal time, 9 were available for employment, and 9 (100%) of those available were employed in-field.

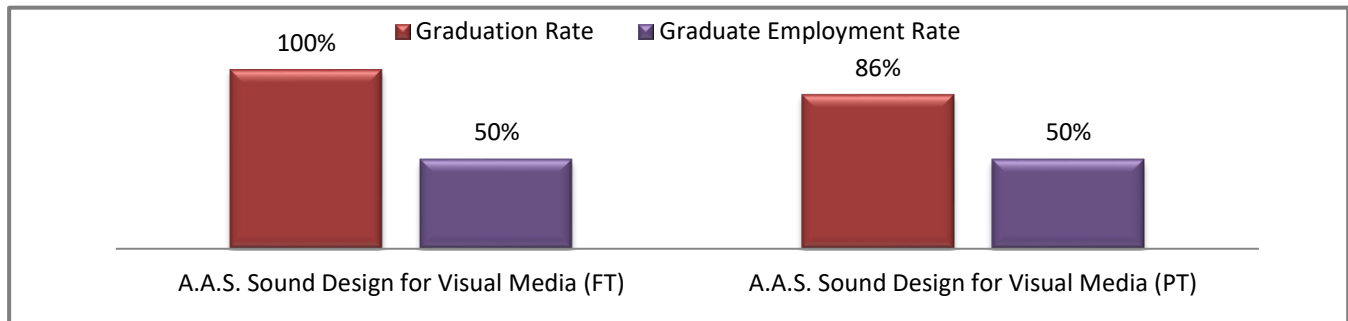
**Part-Time Students:** The graduation and employment rates, reported in 2020, include a cohort of 1 student who started between October 2014 and September 2015 and was available for graduation. The 1 student (100%) graduated within 150% of normal time, was available for employment, and (100%) was employed in-field.



### **A.A.S. Sound Design for Visual Media**

**Full-Time Students:** The graduation and employment rates, reported in 2020, include a cohort of 4 students who started between January and December of 2017 and were available for graduation. Of these students, 4 (100%) graduated within 150% of normal time, 4 were available for employment, and 2 (50%) of those available were employed in-field.

**Part-Time Students:** The graduation and employment rates, reported in 2020, include a cohort of 7 students who started between October 2014 and September 2015 and were available for graduation. Of these students, 6 (86%) graduated within 150% of normal time, 6 were available for employment, and 3 (50%) of those available were employed in-field.



### **B.F.A. Digital Video and Media Production**

**Full-Time:** Graduation and graduate employment rates, reported in 2020, are not applicable. There were 0 students who started between October 2014 and September 2015 and were available for graduation.

**Part-Time:** Graduation and graduate employment rates, reported in 2020, are not applicable. There were 0 students who started between April 2010 and March 2011 and were available for graduation.

Note: All enrollment figures, graduate counts, graduate rates and employment rates are reported in accordance with the 2020 ACCSC Annual Report Instructions. The 2020 Annual Report Instructions are available at the following address:  
<http://www.accsc.org/UploadedDocuments/1954/2020-Annual-Report-Instructions.pdf>