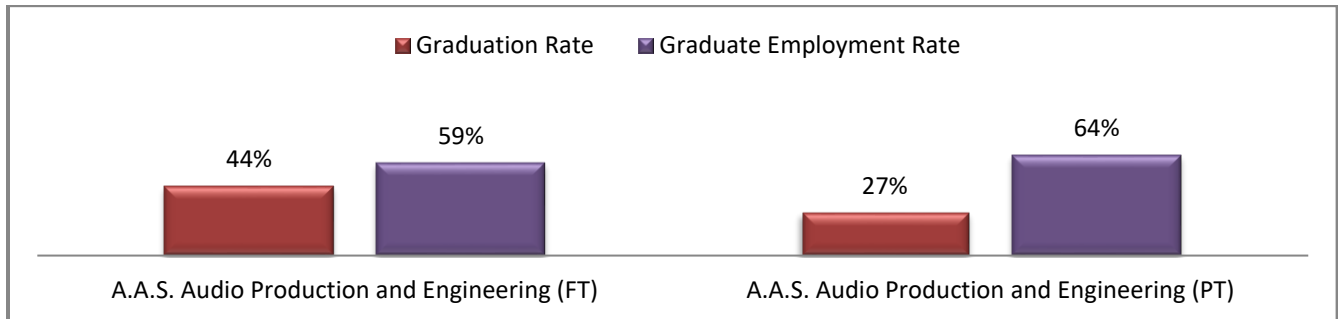


A.A.S. Audio Production and Engineering

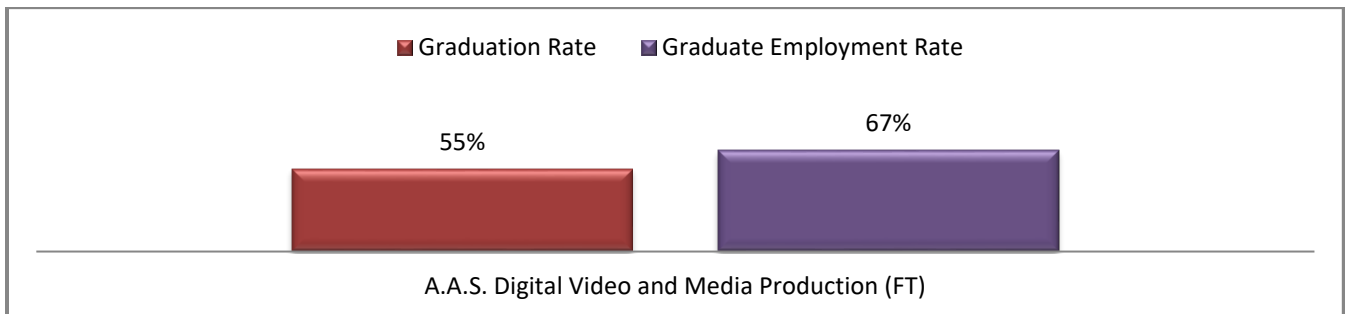
Full-Time Students: The graduation and employment rates, reported in 2018, include a cohort of 61 students available for graduation between January and December of 2015. Of these students, 27 (44%) graduated within 150% of normal time, 22 were available for employment, and 13 (59%) of those available were employed in-field.

Part-Time Students: The graduation and employment rates, reported in 2018, include a cohort of 44 students available for graduation between October 2012 and September 2013. Of these students, 12 (27%) graduated within 150% of normal time, 11 were available for employment, and 7 (64%) of those available were employed in-field.



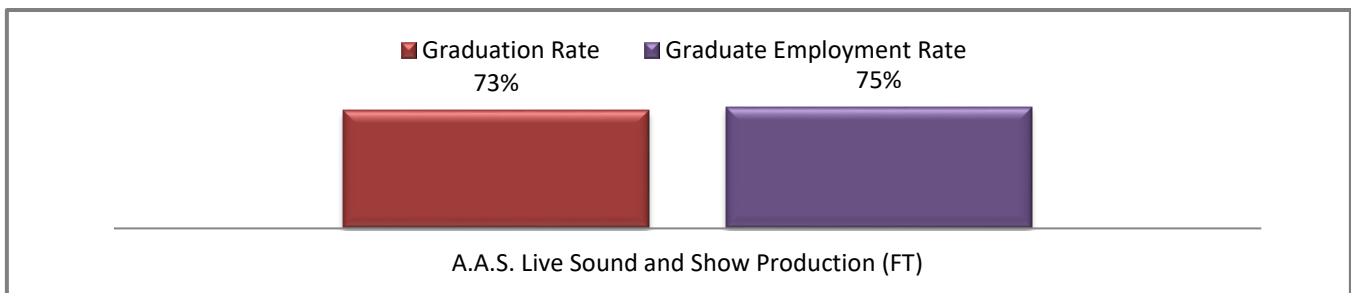
A.A.S. Digital Video and Media Production

Full-Time Students: The graduation and employment rates, reported in 2018, include a cohort of 11 students available for graduation between September 2014 and August 2015. Of these students, 6 (55%) graduated within 150% of normal time, 6 were available for employment, and 4 (67%) of those available were employed in-field.



A.A.S. Live Sound and Show Production

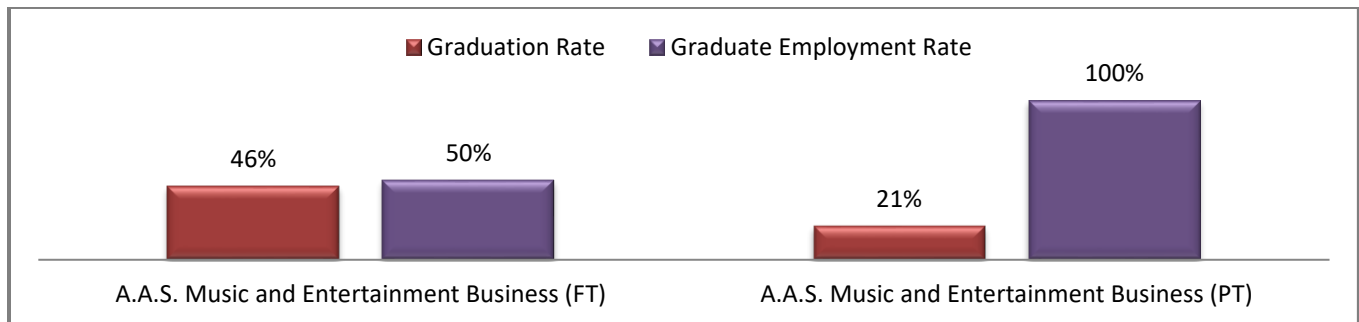
Full-Time Students: The graduation and employment rates, reported in 2018, include a cohort of 11 students available for graduation between January and December 2015. Of these students, 8 (73%) graduated within 150% of normal time, 8 were available for employment, and 6 (75%) of those available were employed in-field.



A.A.S. Music and Entertainment Business

Full-Time Students: The graduation and employment rates, reported in 2018, include a cohort of 13 students available for graduation between January and December of 2015. Of these students, 6 (46%) graduated within 150% of normal time, 6 were available for employment, and 3 (50%) of those available were employed in-field.

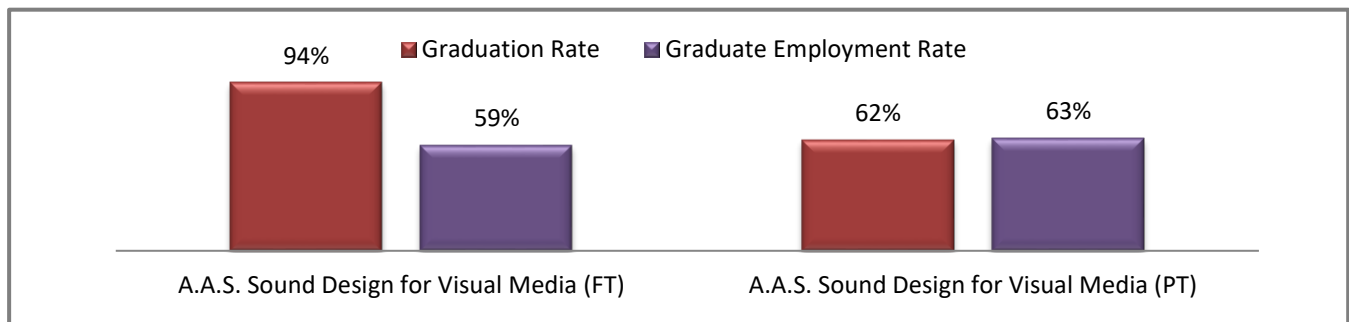
Part-Time Students: The graduation and employment rates, reported in 2018, include a cohort of 14 students available for graduation between October 2012 and September 2013. Of these students, 3 (21%) graduated within 150% of normal time, 2 were available for employment, and 2 (100%) of those available were employed in-field.



A.A.S. Sound Design for Visual Media

Full-Time Students: The graduation and employment rates, reported in 2018, include a cohort of 18 students available for graduation between January and December of 2015. Of these students, 17 (94%) graduated within 150% of normal time, 17 were available for employment, and 10 (59%) of those available were employed in-field.

Part-Time Students: The graduation and employment rates, reported in 2018, include a cohort of 13 students available for graduation between October 2012 and September 2013. Of these students, 8 (62%) graduated within 150% of normal time, 8 were available for employment, and 5 (63%) of those available were employed in-field.



Note: All enrollment figures, graduate counts, graduate rates and employment rates are reported in accordance with the 2018 ACCSC Annual Report Instructions. The 2018 Annual Report Instructions are available at the following address:

<http://www.accsc.org/UploadedDocuments/1967/2018-Annual-Report-Instructions.pdf>