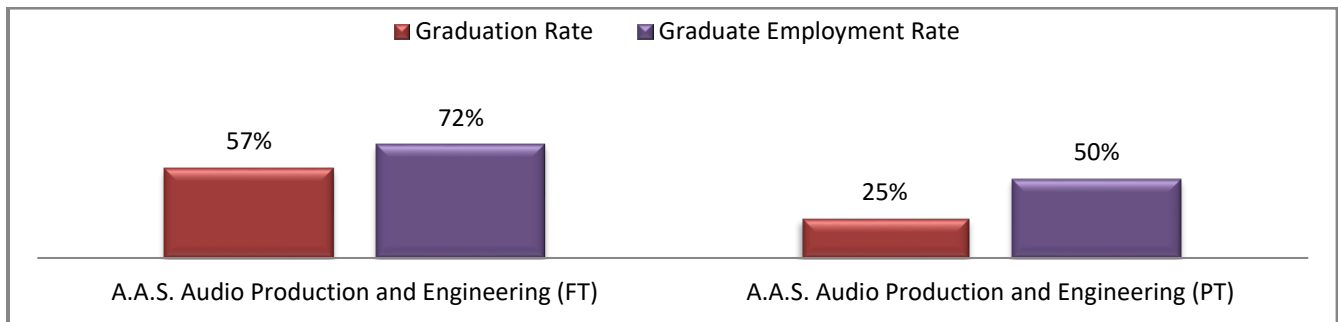


A.A.S. Audio Production and Engineering

Full-Time Students: The graduation and employment rates, reported in 2021, include a cohort of 74 students who started between January and December of 2018 and were available for graduation. Of these students, 42 (57%) graduated within 150% of normal time, 39 were available for employment, and 28 (72%) of those available were employed in-field.

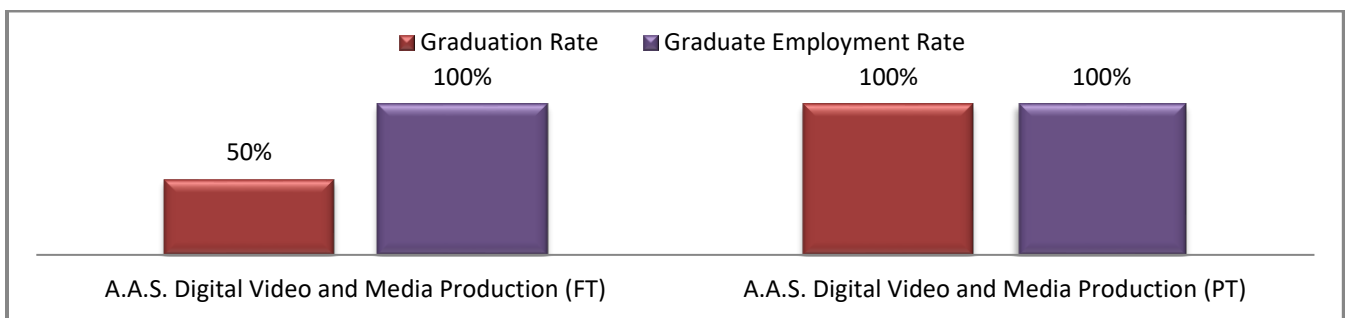
Part-Time Students: The graduation and employment rates, reported in 2021, include a cohort of 8 students who started between October 2015 and September 2016 and were available for graduation. Of these students, 2 (25%) graduated within 150% of normal time, 2 were available for employment, and 1 (50%) of those available was employed in-field.



A.A.S. Digital Video and Media Production

Full-Time Students: The graduation and employment rates, reported in 2021, include a cohort of 6 students who started between September 2017 and August 2018 and were available for graduation. Of these students, 3 (50%) graduated within 150% of normal time, 3 were available for employment, and 3 (100%) were employed in-field.

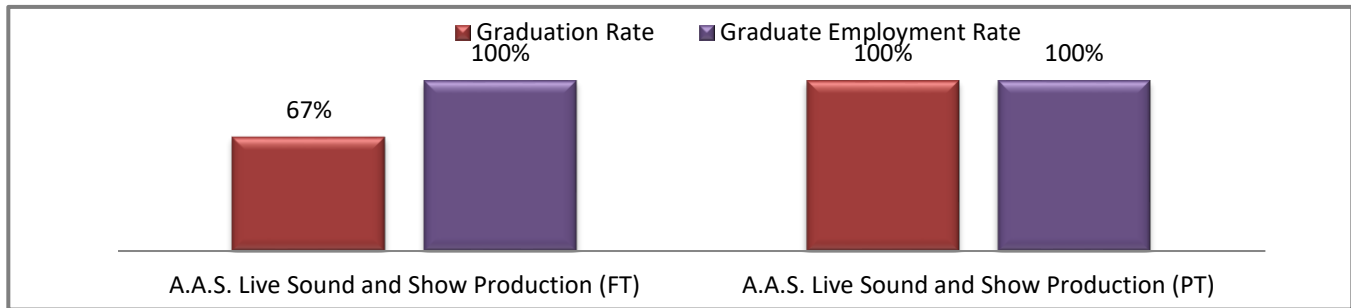
Part-Time Students: The graduation and employment rates, reported in 2021, include a cohort of 1 student who started between January and December of 2015 and was available for graduation. The 1 student (100%) graduated within 150% of normal time, was available for employment, and (100%) was employed in-field.



A.A.S. Live Sound and Show Production

Full-Time Students: The graduation and employment rates, reported in 2021, include a cohort of 6 students who started between January and December of 2018 and were available for graduation. Of these students, 4 (67%) graduated within 150% of normal time, 4 were available for employment, and 4 (100%) of those available were employed in-field.

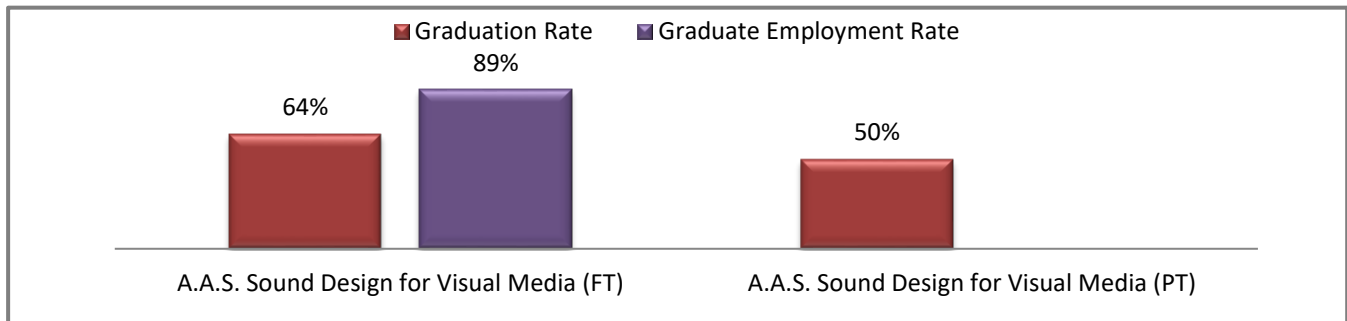
Part-Time Students: The graduation and employment rates, reported in 2021, include a cohort of 1 student who started between October 2015 and September 2016 and was available for graduation. The 1 student (100%) graduated within 150% of normal time, was available for employment, and (100%) was employed in-field.



A.A.S. Sound Design for Visual Media

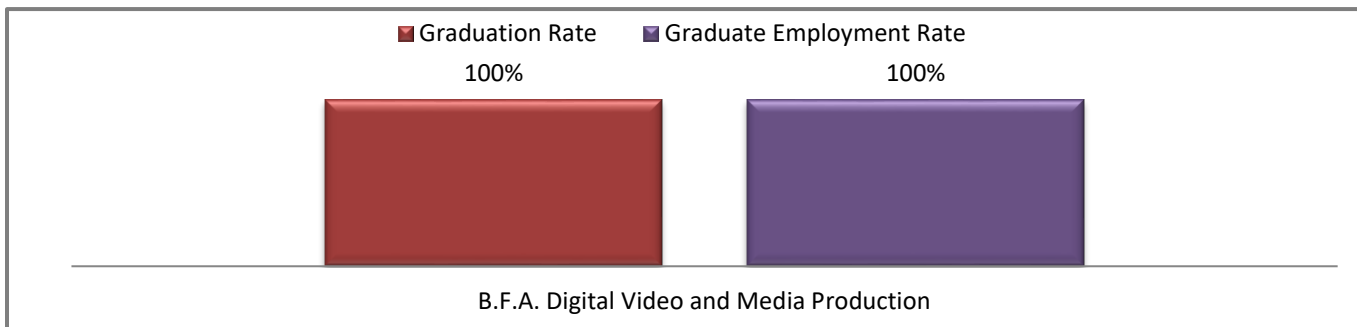
Full-Time Students: The graduation and employment rates, reported in 2021, include a cohort of 14 students who started between January and December of 2018 and were available for graduation. Of these students, 9 (64%) graduated within 150% of normal time, 9 were available for employment, and 8 (89%) of those available were employed in-field.

Part-Time Students: The graduation and employment rates, reported in 2021, include a cohort of 2 students who started between October 2015 and September 2016 and were available for graduation. Of these students, 1 (50%) graduated within 150% of normal time, and 0 were available for employment.



B.F.A. Digital Video and Media Production

Full-Time: Graduation and graduate employment rates, reported in 2021, include a cohort of 6 students who started between October 2015 and September 2016 and were available for graduation. Of these students, 6 (100%) graduated within 150% of normal time, 6 were available for employment, and 6 (100%) of those available were employed in-field.



Graduation and graduate employment rates, reported in 2021, are not applicable for the following programs. However, the following retention rates were reported to Accrediting Commission of Career Schools and Colleges (ACCSC).

A.A.S. Audio Production and Live Sound

Retention Rate: The retention rate, reported in 2021, include a cohort of 64 students who started between April 2020 and April 2021 and were available for retention. Of these students, 37 (58%) were retained.

A.A.S. Film and Sound Design

Retention Rate: The retention rate, reported in 2021, include a cohort of 14 students who started between April 2020 and April 2021 and were available for retention. Of these students, 7 (50%) were retained.

A.A.S. Video Editing and Motion Graphics (Distance Education)

Retention Rate: The retention rate, reported in 2021, include a cohort of 0 students who started between April 2020 and April 2021 and were available for retention. Retention rate is not applicable, as the program started in July 2021.

Note: All enrollment figures, graduate counts, graduate rates and employment rates, and retention rates are reported in accordance with the 2021 Accrediting Commission of Career Schools and Colleges (ACCSC) Annual Report Instructions. The 2021 Annual Report Instructions are available at the following address:

<https://www.accsc.org/Resources/Annual-Report.aspx>

<https://www.accsc.org/UploadedDocuments/Resources/Annual-Report/2021-Annual-Report-Instructions-Updated-8-19-21.pdf>